



Humphrey town, Cattaraugus County, New York

Population and Housing Narrative Profile: 2005-2009

Data Set: **2005-2009 American Community Survey 5-Year Estimates**

Survey: **American Community Survey**

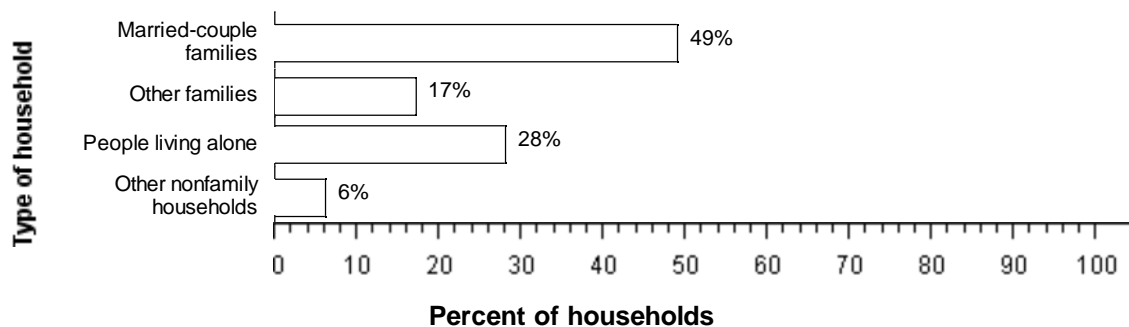
NOTE. Although the American Community Survey (ACS) produces population, demographic and housing unit estimates, it is the Census Bureau's Population Estimates Program that produces and disseminates the [official estimates of the population for the nation, states, counties, cities and towns and estimates of housing units for states and counties.](#)

For more information on confidentiality protection, sampling error, nonsampling error, and definitions, see [Survey Methodology.](#)

HOUSEHOLDS AND FAMILIES: In 2005-2009 there were 380 households in Humphrey town. The average household size was 2.4 people.

Families made up 66 percent of the households in Humphrey town. This figure includes both married-couple families (49 percent) and other families (17 percent). Nonfamily households made up 34 percent of all households in Humphrey town. Most of the nonfamily households were people living alone, but some were composed of people living in households in which no one was related to the householder.

The Types of Households in Humphrey town, Cattaraugus County, New York in 2005-2009



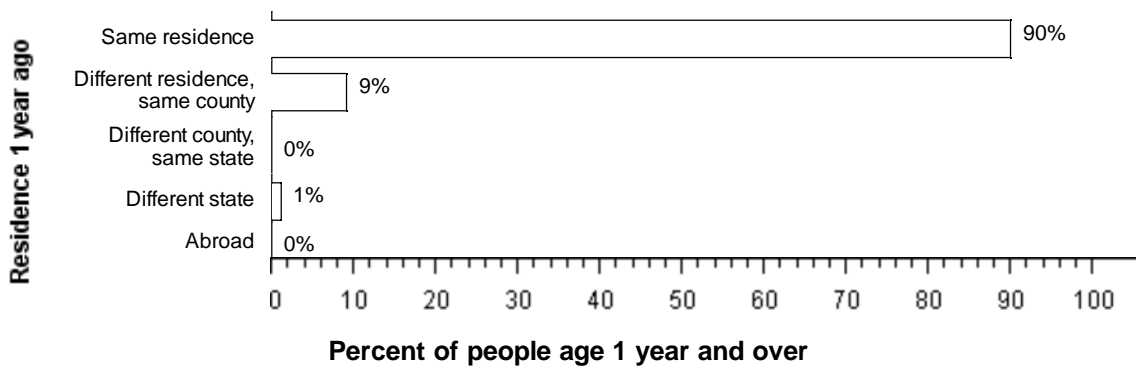
Source: American Community Survey, 2005-2009

NATIVITY AND LANGUAGE: One percent of the people living in Humphrey town in 2005-2009 were foreign born. Ninety-nine percent was native, including 86 percent who were born in New York.

Among people at least five years old living in Humphrey town in 2005-2009, 3 percent spoke a language other than English at home. Of those speaking a language other than English at home, 88 percent spoke Spanish and 13 percent spoke some other language; 21 percent reported that they did not speak English "very well."

GEOGRAPHIC MOBILITY: In 2005-2009, 90 percent of the people at least one year old living in Humphrey town were living in the same residence one year earlier; 9 percent had moved during the past year from another residence in the same county, less than 0.5 percent from another county in the same state, 1 percent from another state, and less than 0.5 percent from abroad.

Geographic Mobility of Residents of Humphrey town, Cattaraugus County, New York in 2005-2009

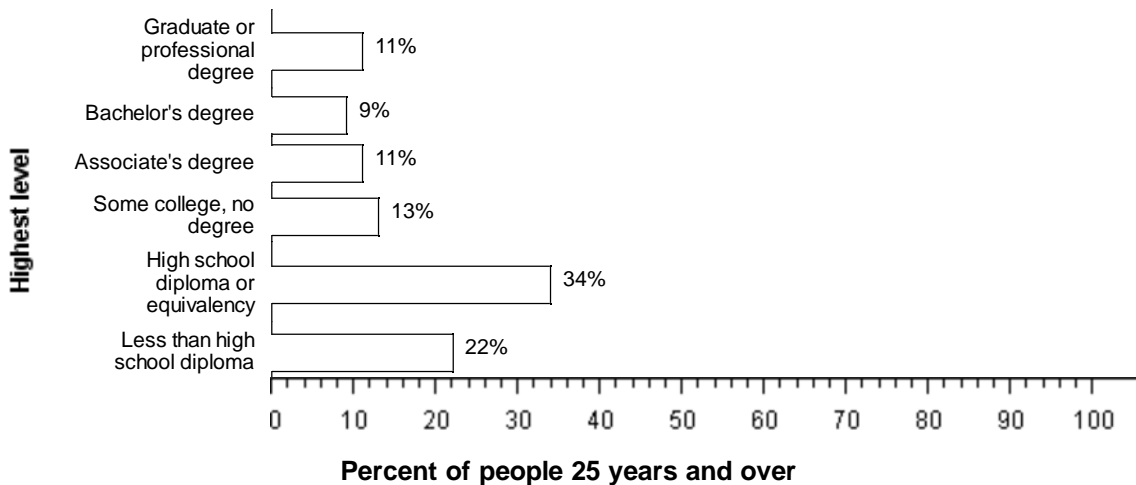


Source: American Community Survey, 2005-2009

EDUCATION: In 2005-2009, 78 percent of people 25 years and over had at least graduated from high school and 20 percent had a bachelor's degree or higher. Twenty-two percent were dropouts; they were not enrolled in school and had not graduated from high school.

The total school enrollment in Humphrey town was 230 in 2005-2009. Nursery school and kindergarten enrollment was 45 and elementary or high school enrollment was 160 children. College or graduate school enrollment was 30.

The Educational Attainment of People in Humphrey town, Cattaraugus County, New York in 2005-2009

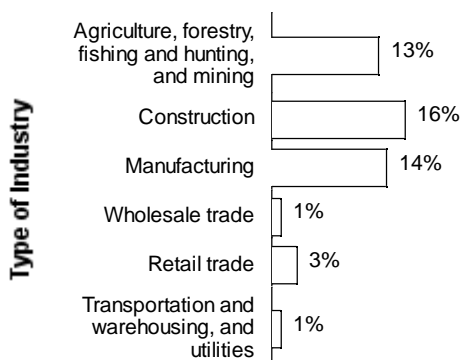


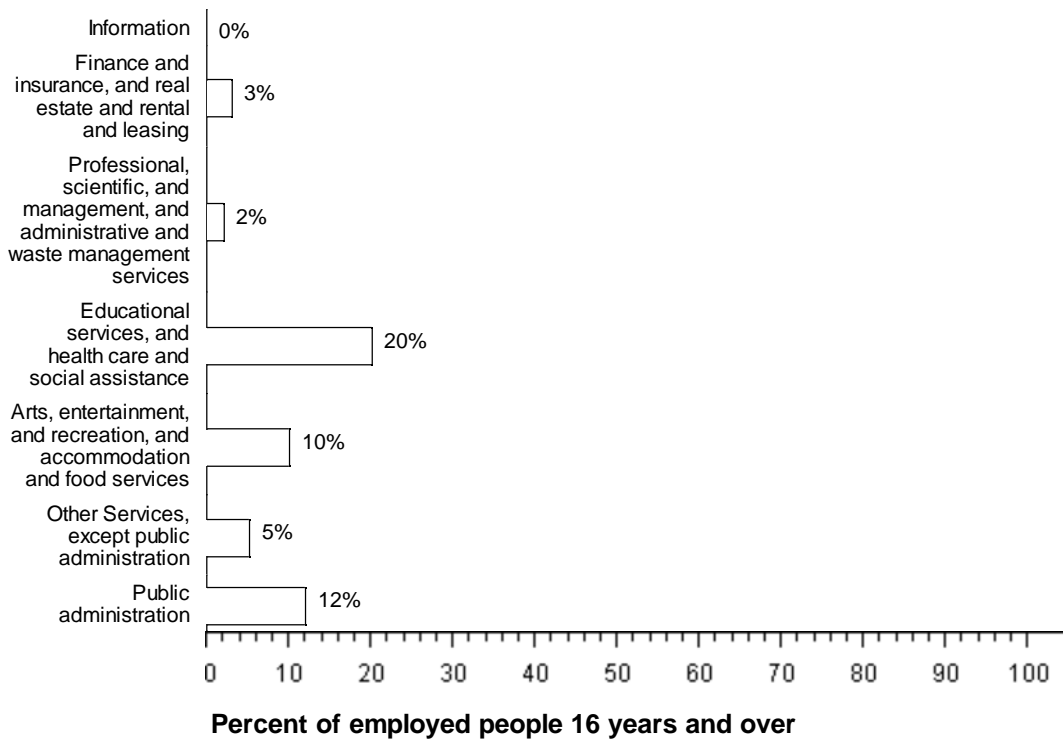
Source: American Community Survey, 2005-2009

DISABILITY: In Humphrey town, among people at least five years old in 2005-2009, percent reported a disability. The likelihood of having a disability varied by age - from percent of people 5 to 15 years old, to percent of people 16 to 64 years old, and to percent of those 65 and older.

INDUSTRIES: In 2005-2009, for the employed population 16 years and older, the leading industries in Humphrey town were Educational services, and health care, and social assistance, 20 percent, and Construction, 16 percent.

Employment by Industry in Humphrey town, Cattaraugus County, New York in 2005-2009





Source: American Community Survey, 2005-2009

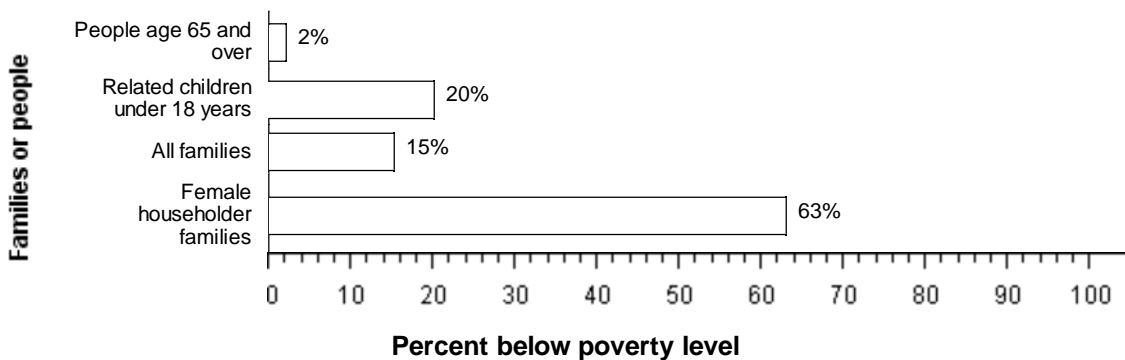
OCCUPATIONS AND TYPE OF EMPLOYER: Among the most common occupations were: Management, professional, and related occupations, 26 percent; Sales and office occupations, 20 percent; Service occupations, 18 percent; Construction, extraction, maintenance, and repair occupations, 15 percent; and Production, transportation, and material moving occupations, 12 percent. Fifty-nine percent of the people employed were Private wage and salary workers; 27 percent was Federal, state, or local government workers; and 14 percent was Self-employed in own not incorporated business workers.

TRAVEL TO WORK: Eighty percent of Humphrey town workers drove to work alone in 2005-2009, 15 percent carpoolled, less than 0.5 percent took public transportation, and less than 0.5 percent used other means. The remaining 5 percent worked at home. Among those who commuted to work, it took them on average 22.4 minutes to get to work.

INCOME: The median income of households in Humphrey town was \$39,464. Seventy-six percent of the households received earnings and 24 percent received retirement income other than Social Security. Thirty-five percent of the households received Social Security. The average income from Social Security was \$14,008. These income sources are not mutually exclusive; that is, some households received income from more than one source.

POVERTY AND PARTICIPATION IN GOVERNMENT PROGRAMS: In 2005-2009, 19 percent of people were in poverty. Twenty percent of related children under 18 were below the poverty level, compared with 2 percent of people 65 years old and over. Fifteen percent of all families and 63 percent of families with a female householder and no husband present had incomes below the poverty level.

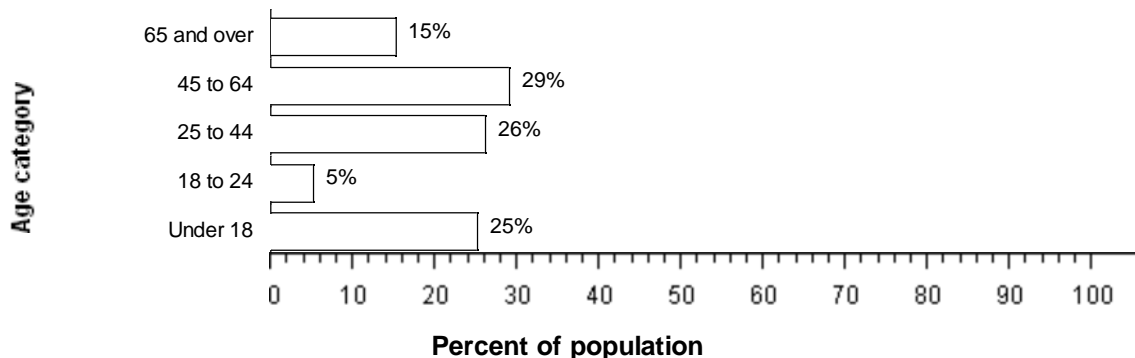
Poverty Rates in Humphrey town, Cattaraugus County, New York in 2005-2009



Source: American Community Survey, 2005-2009

POPULATION OF Humphrey town: In 2005-2009, Humphrey town had a total population of 890 - 420 (48 percent) females and 460 (52 percent) males. The median age was 41.1 years. Twenty-five percent of the population was under 18 years and 15 percent was 65 years and older.

The Age Distribution of People in Humphrey town, Cattaraugus County, New York in 2005-2009

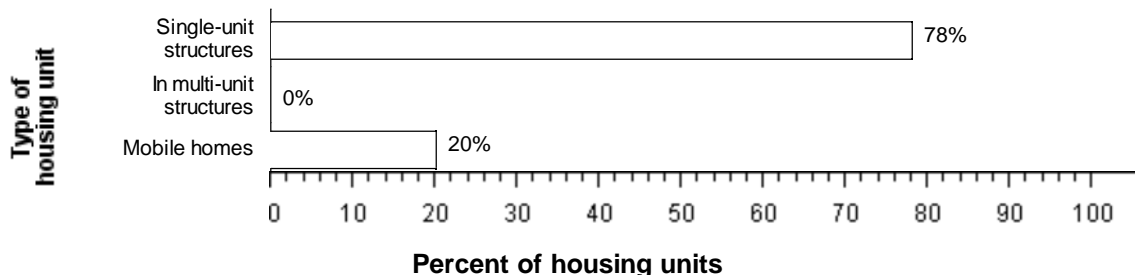


Source: American Community Survey, 2005-2009

For people reporting one race alone, 98 percent was White; less than 0.5 percent was Black or African American; less than 0.5 percent was American Indian and Alaska Native; less than 0.5 percent was Asian; less than 0.5 percent was Native Hawaiian and Other Pacific Islander, and 1 percent was Some other race. Less than 0.5 percent reported Two or more races. Less than 0.5 percent of the people in Humphrey town was Hispanic. Ninety-eight percent of the people in Humphrey town was White non-Hispanic. People of Hispanic origin may be of any race.

HOUSING CHARACTERISTICS: In 2005-2009, Humphrey town had a total of 610 housing units, 38 percent of which were vacant. Of the total housing units, 78 percent was in single-unit structures, less than 0.5 percent was in multi-unit structures, and 20 percent was mobile homes. Thirty-eight percent of the housing units were built since 1990.

The Types of Housing Units in Humphrey town, Cattaraugus County, New York in 2005-2009

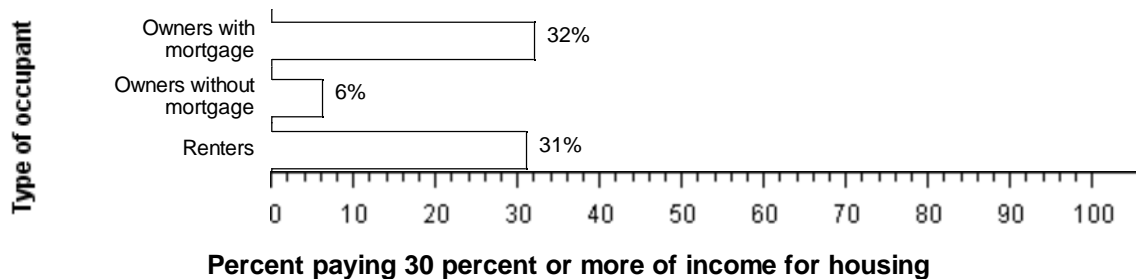


Source: American Community Survey, 2005-2009

OCCUPIED HOUSING UNIT CHARACTERISTICS: In 2005-2009, Humphrey town had 380 occupied housing units - 320 (85 percent) owner occupied and 56 (15 percent) renter occupied. Four percent of the households did not have telephone service and 7 percent of the households did not have access to a car, truck, or van for private use. Multi Vehicle households were not rare. Fifty-one percent had two vehicles and another 14 percent had three or more.

HOUSING COSTS: The median monthly housing costs for mortgaged owners was \$1,140, nonmortgaged owners \$385, and renters \$710. Thirty-two percent of owners with mortgages, 6 percent of owners without mortgages, and 31 percent of renters in Humphrey town spent 30 percent or more of household income on housing.

Occupants with a Housing Cost Burden in Humphrey town, Cattaraugus County, New York in 2005-2009



Source: American Community Survey, 2005-2009

Source: U.S. Census Bureau, 2005-2009 American Community Survey

The U.S. Census Bureau's Population Estimates Program produces the [official population estimates for the nation, states, counties and places, and the official estimates of housing units for states and counties](#). The population and housing characteristics included above are derived from the American Community Survey.

Notes:

- Detail may not add to totals due to rounding.
- Percentages are based on unrounded numbers.