



Ischua town, Cattaraugus County, New York
Population and Housing Narrative Profile: 2005-2009
 Data Set: **2005-2009 American Community Survey 5-Year Estimates**
 Survey: **American Community Survey**

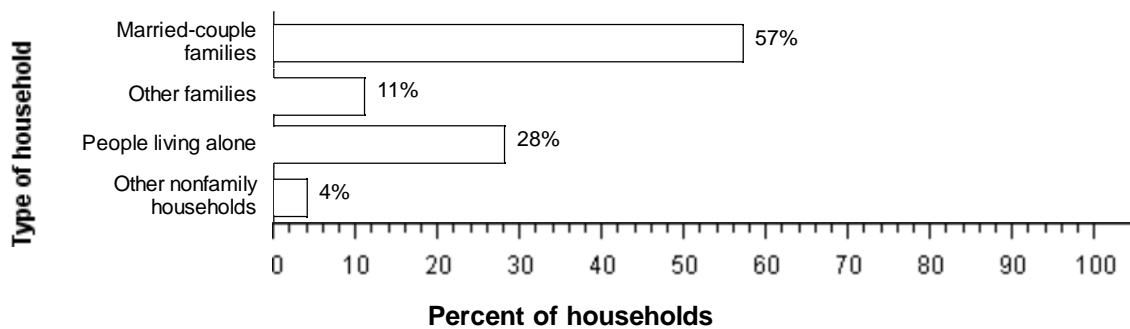
NOTE. Although the American Community Survey (ACS) produces population, demographic and housing unit estimates, it is the Census Bureau's Population Estimates Program that produces and disseminates the official estimates of the population for the nation, states, counties, cities and towns and estimates of housing units for states and counties.

For more information on confidentiality protection, sampling error, nonsampling error, and definitions, see [Survey Methodology](#).

HOUSEHOLDS AND FAMILIES: In 2005-2009 there were 370 households in Ischua town. The average household size was 2.3 people.

Families made up 68 percent of the households in Ischua town. This figure includes both married-couple families (57 percent) and other families (11 percent). Nonfamily households made up 32 percent of all households in Ischua town. Most of the nonfamily households were people living alone, but some were composed of people living in households in which no one was related to the householder.

The Types of Households in Ischua town, Cattaraugus County, New York in 2005-2009



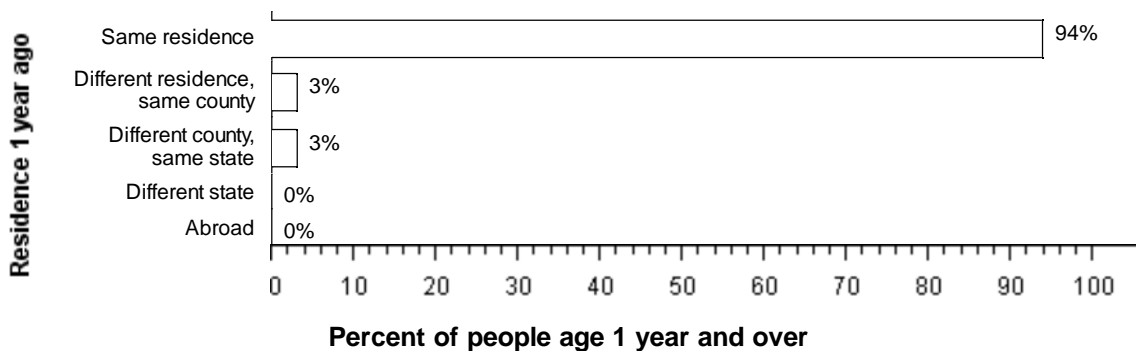
Source: American Community Survey, 2005-2009

NATIVITY AND LANGUAGE: Two percent of the people living in Ischua town in 2005-2009 were foreign born. Ninety-eight percent was native, including 86 percent who were born in New York.

Among people at least five years old living in Ischua town in 2005-2009, 1 percent spoke a language other than English at home. Of those speaking a language other than English at home, 56 percent spoke Spanish and 44 percent spoke some other language; less than 0.5 percent reported that they did not speak English "very well."

GEOGRAPHIC MOBILITY: In 2005-2009, 94 percent of the people at least one year old living in Ischua town were living in the same residence one year earlier; 3 percent had moved during the past year from another residence in the same county, 3 percent from another county in the same state, less than 0.5 percent from another state, and less than 0.5 percent from abroad.

Geographic Mobility of Residents of Ischua town, Cattaraugus County, New York in 2005-2009

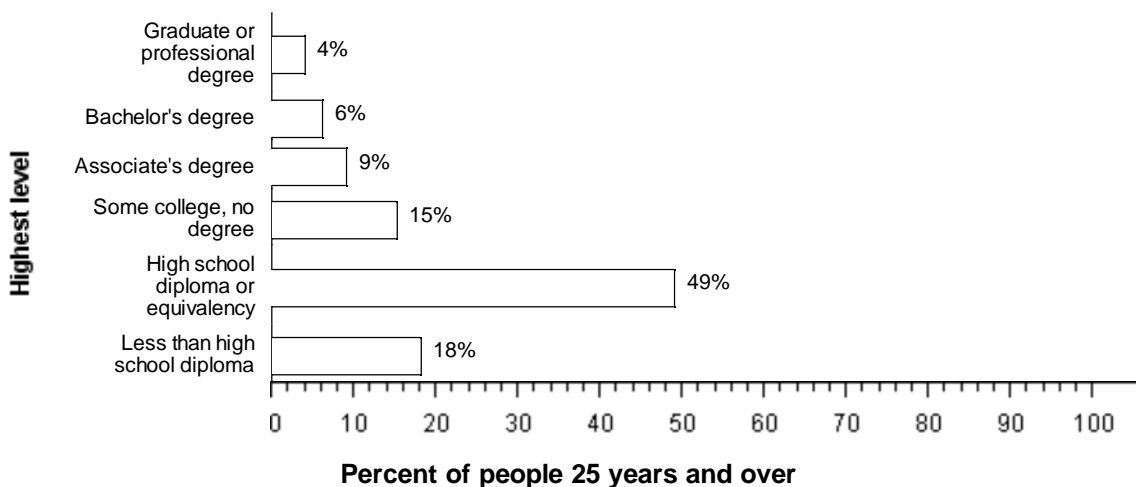


Source: American Community Survey, 2005-2009

EDUCATION: In 2005-2009, 82 percent of people 25 years and over had at least graduated from high school and 10 percent had a bachelor's degree or higher. Eighteen percent were dropouts; they were not enrolled in school and had not graduated from high school.

The total school enrollment in Ischua town was 150 in 2005-2009. Nursery school and kindergarten enrollment was 9 and elementary or high school enrollment was 110 children. College or graduate school enrollment was 24.

The Educational Attainment of People in Ischua town, Cattaraugus County, New York in 2005-2009

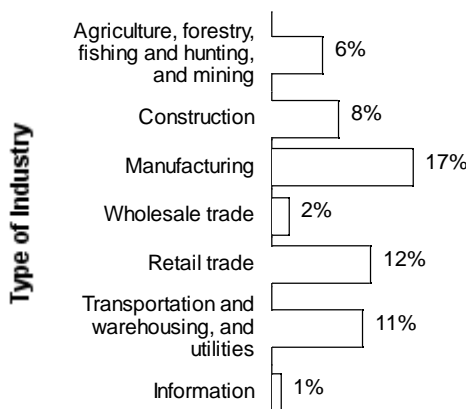


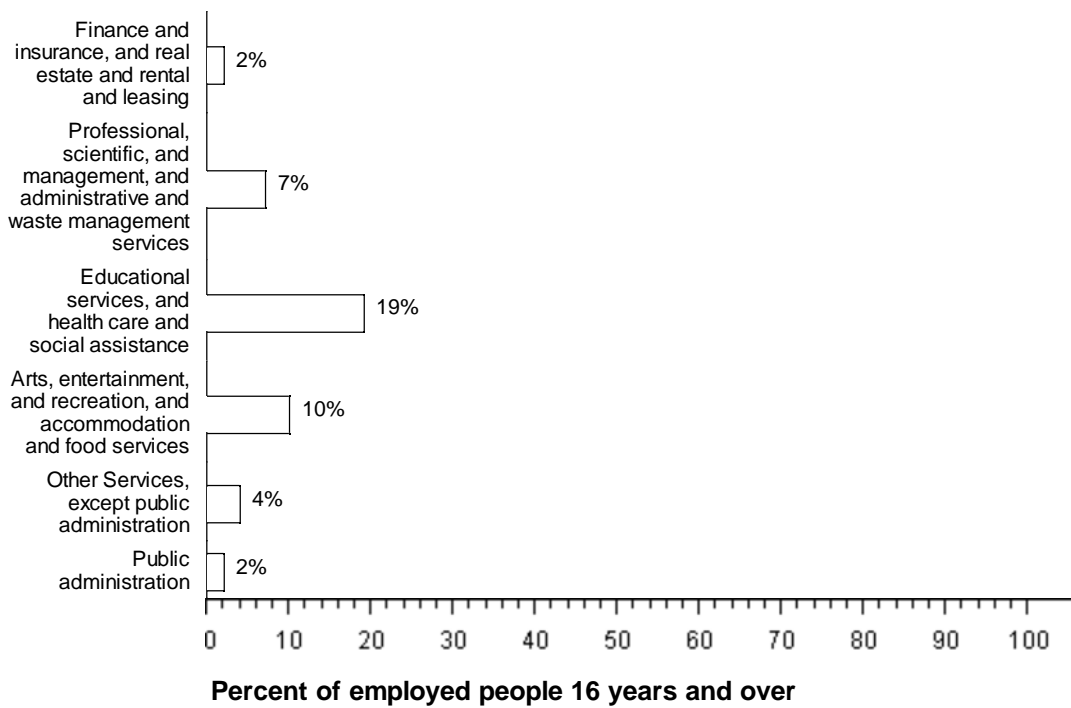
Source: American Community Survey, 2005-2009

DISABILITY: In Ischua town, among people at least five years old in 2005-2009, percent reported a disability. The likelihood of having a disability varied by age - from percent of people 5 to 15 years old, to percent of people 16 to 64 years old, and to percent of those 65 and older.

INDUSTRIES: In 2005-2009, for the employed population 16 years and older, the leading industries in Ischua town were Educational services, and health care, - social assistance, 19 percent, and Manufacturing, 17 percent.

Employment by Industry in Ischua town, Cattaraugus County, New York in 2005-2009





Source: American Community Survey, 2005-2009

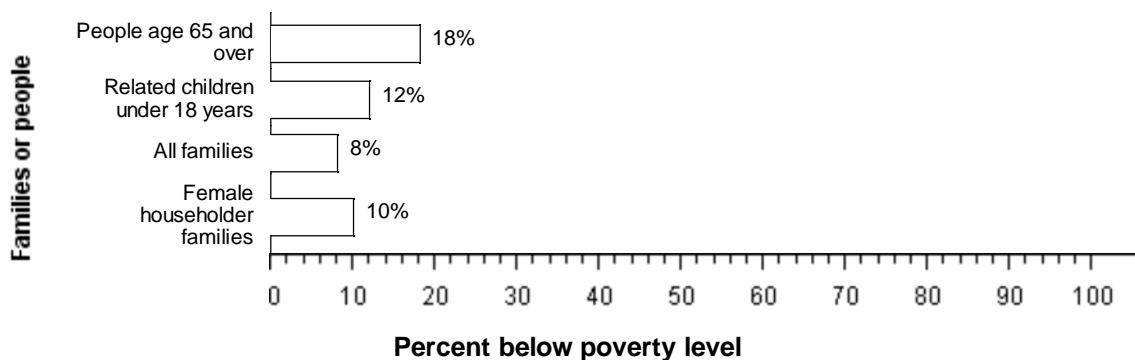
OCCUPATIONS AND TYPE OF EMPLOYER: Among the most common occupations were: Sales and office occupations, 27 percent; Management, professional, and related occupations, 22 percent; Service occupations, 20 percent; Construction, extraction, maintenance, and repair occupations, 16 percent; and Production, transportation, and material moving occupations, 15 percent. Eighty-six percent of the people employed were Private wage and salary workers; 9 percent was Federal, state, or local government workers; and 5 percent was Self-employed in own not incorporated business workers.

TRAVEL TO WORK: Eighty-three percent of Ischua town workers drove to work alone in 2005-2009, 12 percent carpooled, less than 0.5 percent took public transportation, and 1 percent used other means. The remaining 4 percent worked at home. Among those who commuted to work, it took them on average 26.5 minutes to get to work.

INCOME: The median income of households in Ischua town was \$40,556. Seventy-nine percent of the households received earnings and 23 percent received retirement income other than Social Security. Thirty-four percent of the households received Social Security. The average income from Social Security was \$14,161. These income sources are not mutually exclusive; that is, some households received income from more than one source.

POVERTY AND PARTICIPATION IN GOVERNMENT PROGRAMS: In 2005-2009, 9 percent of people were in poverty. Twelve percent of related children under 18 were below the poverty level, compared with 18 percent of people 65 years old and over. Eight percent of all families and 10 percent of families with a female householder and no husband present had incomes below the poverty level.

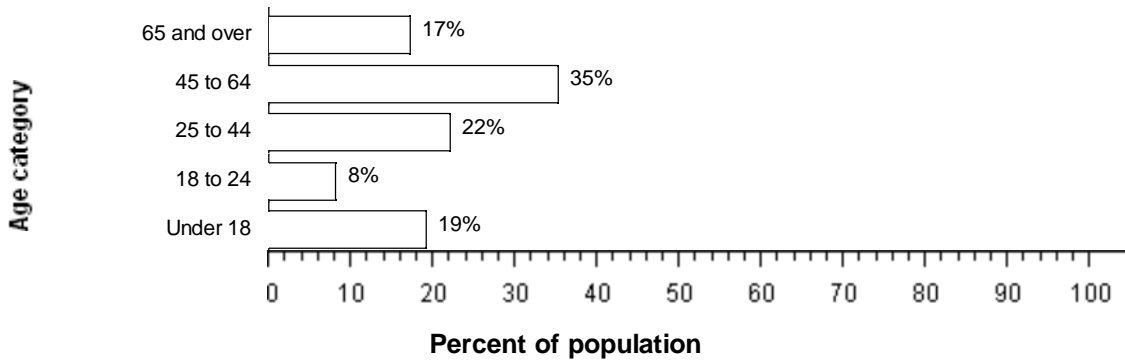
Poverty Rates in Ischua town, Cattaraugus County, New York in 2005-2009



Source: American Community Survey, 2005-2009

POPULATION OF Ischua town: In 2005-2009, Ischua town had a total population of 840 - 410 (48 percent) females and 440 (52 percent) males. The median age was 46.1 years. Nineteen percent of the population was under 18 years and 17 percent was 65 years and older.

The Age Distribution of People in Ischua town, Cattaraugus County, New York in 2005-2009

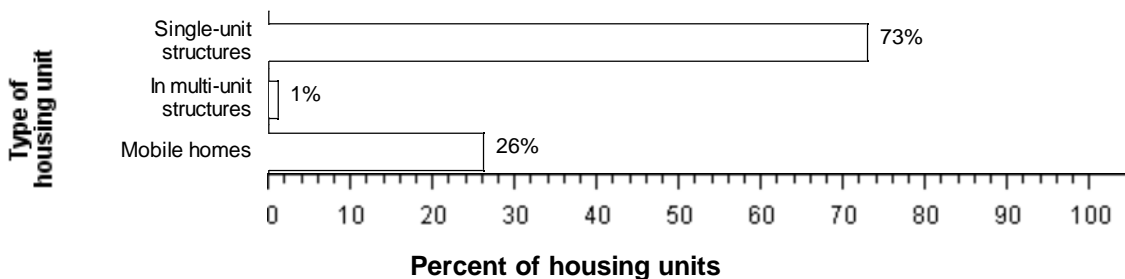


Source: American Community Survey, 2005-2009

For people reporting one race alone, 99 percent was White; 1 percent was Black or African American; less than 0.5 percent was American Indian and Alaska Native; less than 0.5 percent was Asian; less than 0.5 percent was Native Hawaiian and Other Pacific Islander, and less than 0.5 percent was Some other race. Less than 0.5 percent reported Two or more races. Less than 0.5 percent of the people in Ischua town was Hispanic. Ninety-nine percent of the people in Ischua town was White non-Hispanic. People of Hispanic origin may be of any race.

HOUSING CHARACTERISTICS: In 2005-2009, Ischua town had a total of 500 housing units, 26 percent of which were vacant. Of the total housing units, 73 percent was in single-unit structures, 1 percent was in multi-unit structures, and 26 percent was mobile homes. Twenty-one percent of the housing units were built since 1990.

The Types of Housing Units in Ischua town, Cattaraugus County, New York in 2005-2009

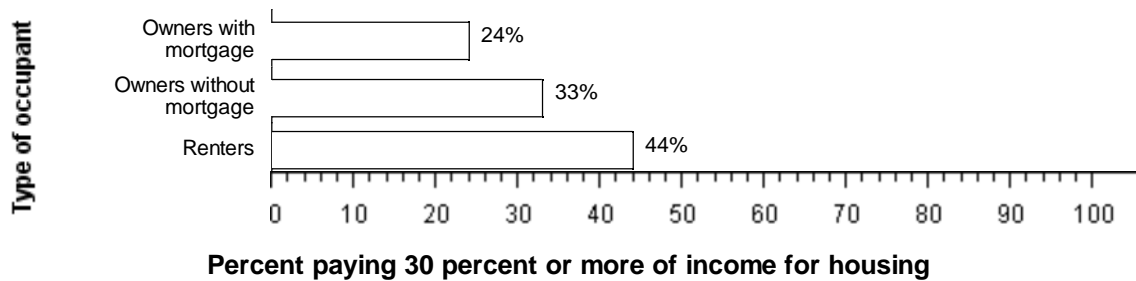


Source: American Community Survey, 2005-2009

OCCUPIED HOUSING UNIT CHARACTERISTICS: In 2005-2009, Ischua town had 370 occupied housing units - 300 (83 percent) owner occupied and 62 (17 percent) renter occupied. Four percent of the households did not have telephone service and 1 percent of the households did not have access to a car, truck, or van for private use. Multi Vehicle households were not rare. Thirty-nine percent had two vehicles and another 13 percent had three or more.

HOUSING COSTS: The median monthly housing costs for mortgaged owners was \$929, nonmortgaged owners \$369, and renters \$684. Twenty-four percent of owners with mortgages, 33 percent of owners without mortgages, and 44 percent of renters in Ischua town spent 30 percent or more of household income on housing.

Occupants with a Housing Cost Burden in Ischua town, Cattaraugus County, New York in 2005-2009



Source: American Community Survey, 2005-2009

Source: U.S. Census Bureau, 2005-2009 American Community Survey

The U.S. Census Bureau's Population Estimates Program produces the [official population estimates for the nation, states, counties and places](#), and the [official estimates of housing units for states and counties](#). The population and housing characteristics included above are derived from the American Community Survey.

Notes:

- Detail may not add to totals due to rounding.
- Percentages are based on unrounded numbers.