



Napoli town, Cattaraugus County, New York

Population and Housing Narrative Profile: 2005-2009

Data Set: **2005-2009 American Community Survey 5-Year Estimates**

Survey: **American Community Survey**

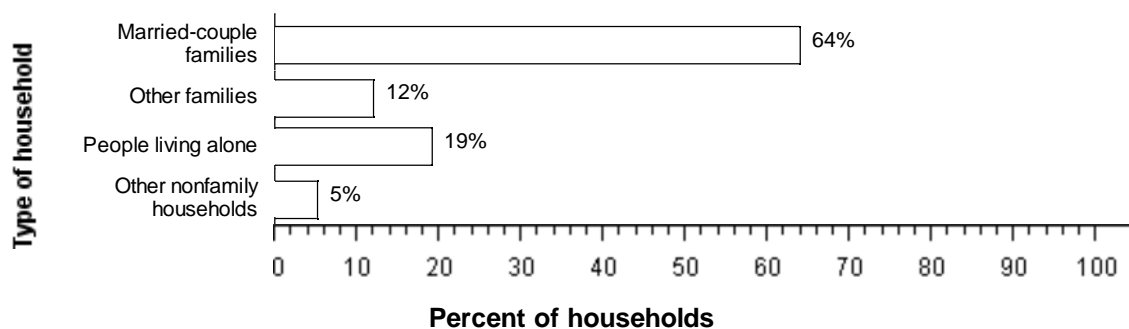
NOTE. Although the American Community Survey (ACS) produces population, demographic and housing unit estimates, it is the Census Bureau's Population Estimates Program that produces and disseminates the [official estimates of the population for the nation, states, counties, cities and towns and estimates of housing units for states and counties.](#)

For more information on confidentiality protection, sampling error, nonsampling error, and definitions, see [Survey Methodology.](#)

HOUSEHOLDS AND FAMILIES: In 2005-2009 there were 440 households in Napoli town. The average household size was 3 people.

Families made up 76 percent of the households in Napoli town. This figure includes both married-couple families (64 percent) and other families (12 percent). Nonfamily households made up 24 percent of all households in Napoli town. Most of the nonfamily households were people living alone, but some were composed of people living in households in which no one was related to the householder.

The Types of Households in Napoli town, Cattaraugus County, New York in 2005-2009



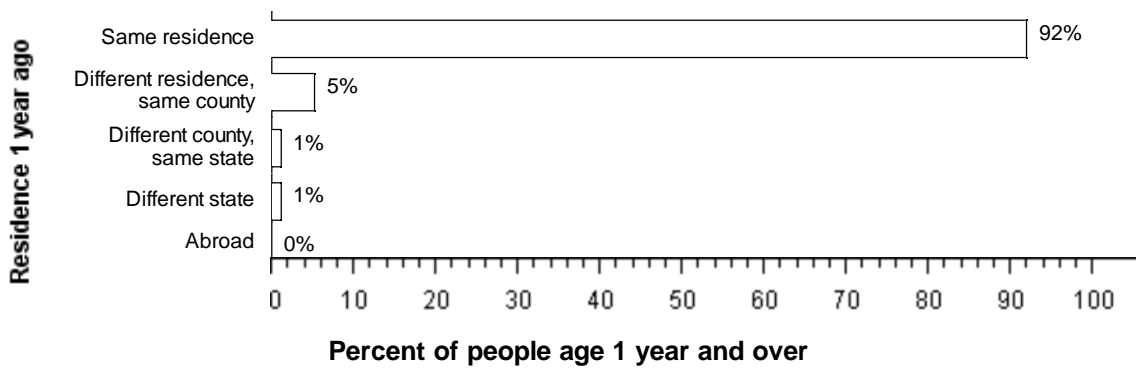
Source: American Community Survey, 2005-2009

NATIVITY AND LANGUAGE: Less than 0.5 percent of the people living in Napoli town in 2005-2009 were foreign born. One hundred percent was native, including 86 percent who were born in New York.

Among people at least five years old living in Napoli town in 2005-2009, 15 percent spoke a language other than English at home. Of those speaking a language other than English at home, 8 percent spoke Spanish and 92 percent spoke some other language; 84 percent reported that they did not speak English "very well."

GEOGRAPHIC MOBILITY: In 2005-2009, 92 percent of the people at least one year old living in Napoli town were living in the same residence one year earlier; 5 percent had moved during the past year from another residence in the same county, 1 percent from another county in the same state, 1 percent from another state, and less than 0.5 percent from abroad.

Geographic Mobility of Residents of Napoli town, Cattaraugus County, New York in 2005-2009

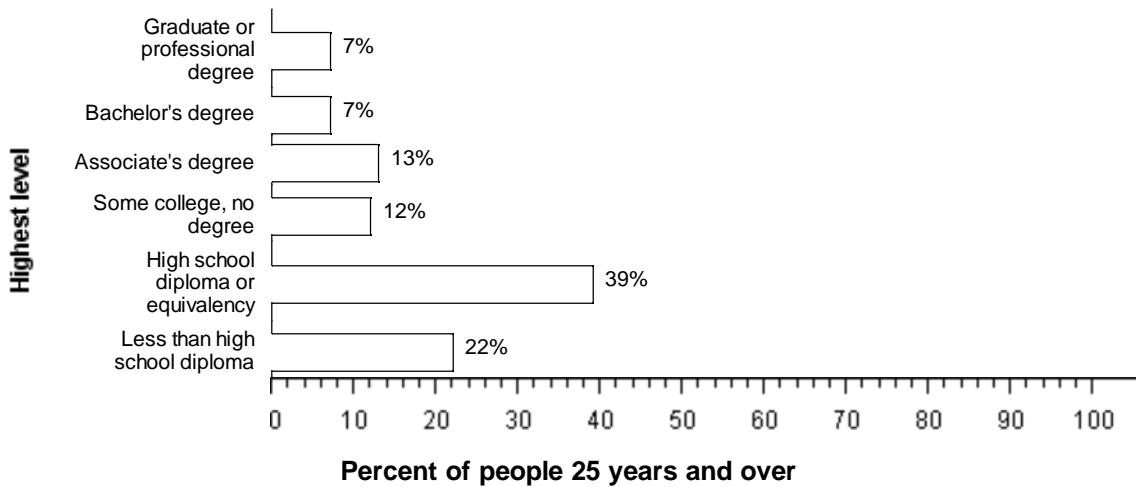


Source: American Community Survey, 2005-2009

EDUCATION: In 2005-2009, 78 percent of people 25 years and over had at least graduated from high school and 14 percent had a bachelor's degree or higher. Twenty-two percent were dropouts; they were not enrolled in school and had not graduated from high school.

The total school enrollment in Napoli town was 330 in 2005-2009. Nursery school and kindergarten enrollment was 17 and elementary or high school enrollment was 290 children. College or graduate school enrollment was 27.

The Educational Attainment of People in Napoli town, Cattaraugus County, New York in 2005-2009

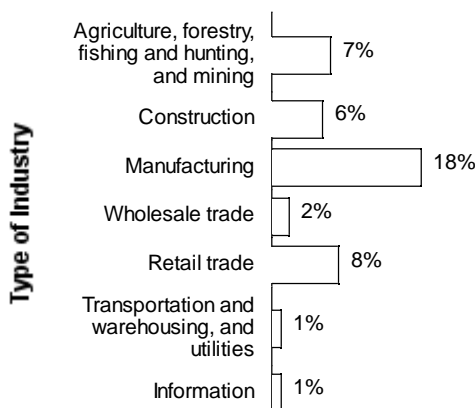


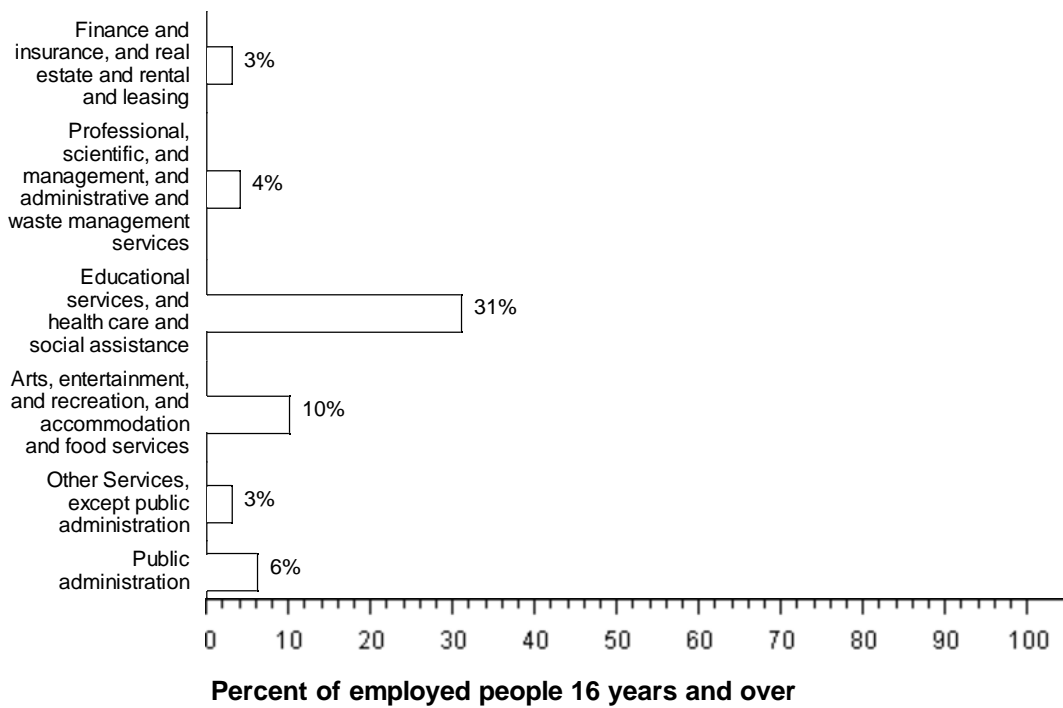
Source: American Community Survey, 2005-2009

DISABILITY: In Napoli town, among people at least five years old in 2005-2009, percent reported a disability. The likelihood of having a disability varied by age - from percent of people 5 to 15 years old, to percent of people 16 to 64 years old, and to percent of those 65 and older.

INDUSTRIES: In 2005-2009, for the employed population 16 years and older, the leading industries in Napoli town were Educational services, and health care, and social assistance, 31 percent, and Manufacturing, 18 percent.

Employment by Industry in Napoli town, Cattaraugus County, New York in 2005-2009





Source: American Community Survey, 2005-2009

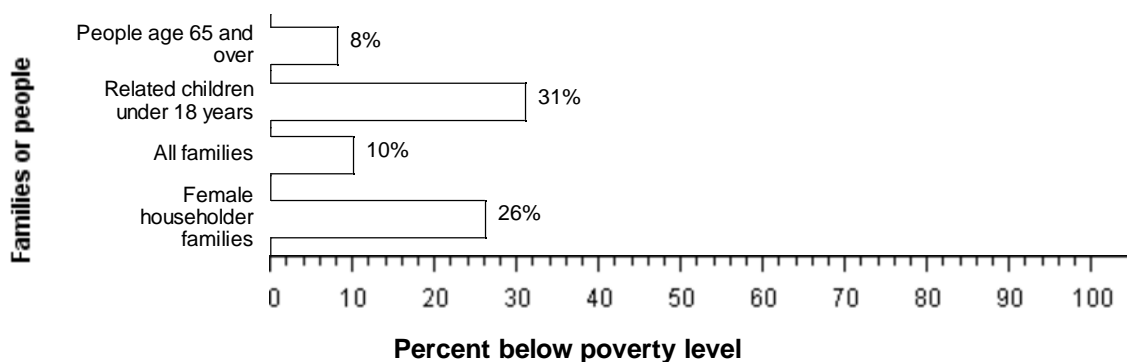
OCCUPATIONS AND TYPE OF EMPLOYER: Among the most common occupations were: Management, professional, and related occupations, 36 percent; Service occupations, 19 percent; Production, transportation, and material moving occupations, 16 percent; Sales and office occupations, 15 percent; and Construction, extraction, maintenance, and repair occupations, 10 percent. Sixty-five percent of the people employed were Private wage and salary workers; 23 percent was Federal, state, or local government workers; and 11 percent was Self-employed in own not incorporated business workers.

TRAVEL TO WORK: Seventy-six percent of Napoli town workers drove to work alone in 2005-2009, 10 percent carpooled, 1 percent took public transportation, and 6 percent used other means. The remaining 7 percent worked at home. Among those who commuted to work, it took them on average 24.1 minutes to get to work.

INCOME: The median income of households in Napoli town was \$46,667. Seventy-six percent of the households received earnings and 17 percent received retirement income other than Social Security. Thirty-two percent of the households received Social Security. The average income from Social Security was \$15,014. These income sources are not mutually exclusive; that is, some households received income from more than one source.

POVERTY AND PARTICIPATION IN GOVERNMENT PROGRAMS: In 2005-2009, 22 percent of people were in poverty. Thirty-one percent of related children under 18 were below the poverty level, compared with 8 percent of people 65 years old and over. Ten percent of all families and 26 percent of families with a female householder and no husband present had incomes below the poverty level.

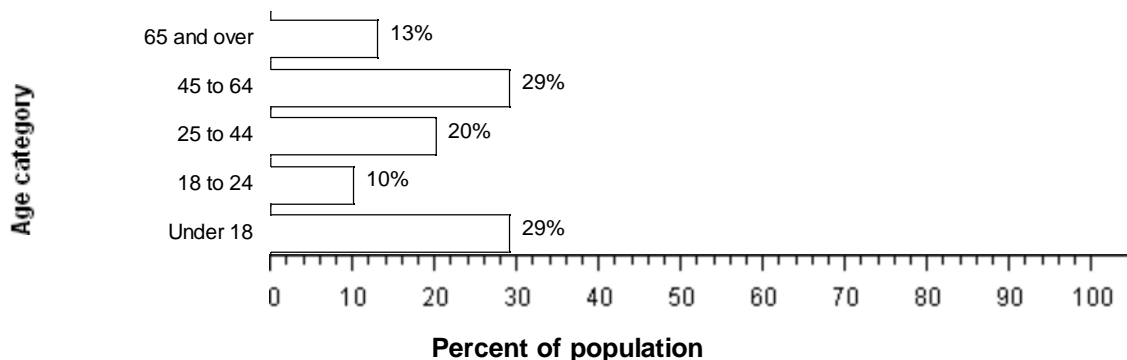
Poverty Rates in Napoli town, Cattaraugus County, New York in 2005-2009



Source: American Community Survey, 2005-2009

POPULATION OF Napoli town: In 2005-2009, Napoli town had a total population of 1,300 - 670 (51 percent) females and 640 (49 percent) males. The median age was 37.4 years. Twenty-nine percent of the population was under 18 years and 13 percent was 65 years and older.

The Age Distribution of People in Napoli town, Cattaraugus County, New York in 2005-2009

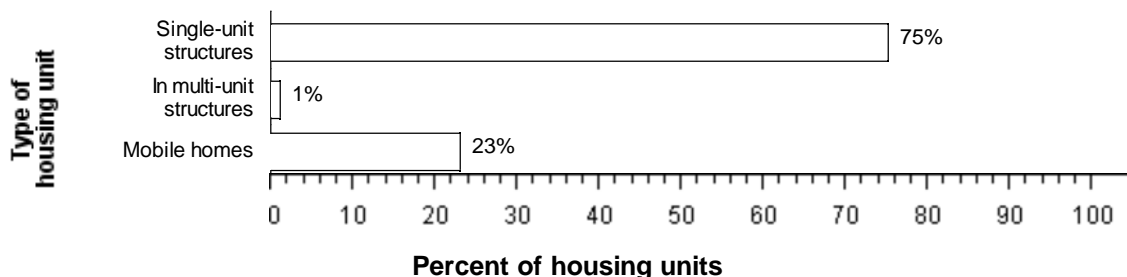


Source: American Community Survey, 2005-2009

For people reporting one race alone, 96 percent was White; less than 0.5 percent was Black or African American; 2 percent was American Indian and Alaska Native; less than 0.5 percent was Asian; less than 0.5 percent was Native Hawaiian and Other Pacific Islander, and 1 percent was Some other race. Less than 0.5 percent reported Two or more races. One percent of the people in Napoli town was Hispanic. Ninety-six percent of the people in Napoli town was White non-Hispanic. People of Hispanic origin may be of any race.

HOUSING CHARACTERISTICS: In 2005-2009, Napoli town had a total of 580 housing units, 25 percent of which were vacant. Of the total housing units, 75 percent was in single-unit structures, 1 percent was in multi-unit structures, and 23 percent was mobile homes. Nineteen percent of the housing units were built since 1990.

The Types of Housing Units in Napoli town, Cattaraugus County, New York in 2005-2009

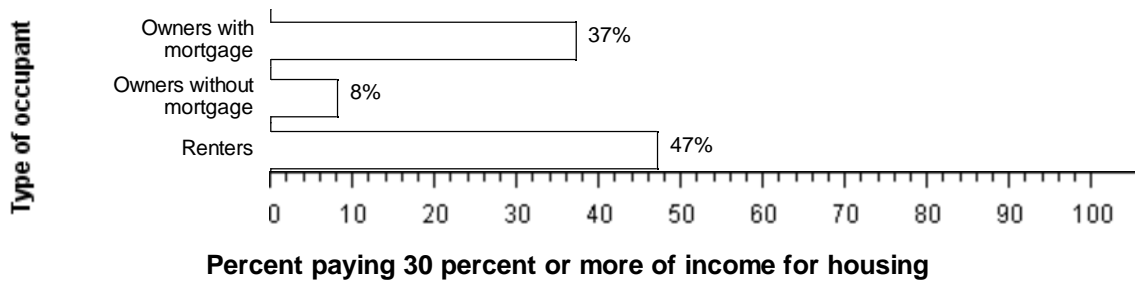


Source: American Community Survey, 2005-2009

OCCUPIED HOUSING UNIT CHARACTERISTICS: In 2005-2009, Napoli town had 440 occupied housing units - 410 (92 percent) owner occupied and 33 (8 percent) renter occupied. Eight percent of the households did not have telephone service and 7 percent of the households did not have access to a car, truck, or van for private use. Multi Vehicle households were not rare. Thirty-nine percent had two vehicles and another 31 percent had three or more.

HOUSING COSTS: The median monthly housing costs for mortgaged owners was \$914, nonmortgaged owners \$354, and renters \$828. Thirty-seven percent of owners with mortgages, 8 percent of owners without mortgages, and 47 percent of renters in Napoli town spent 30 percent or more of household income on housing.

Occupants with a Housing Cost Burden in Napoli town, Cattaraugus County, New York in 2005-2009



Source: American Community Survey, 2005-2009

Source: U.S. Census Bureau, 2005-2009 American Community Survey

The U.S. Census Bureau's Population Estimates Program produces the [official population estimates for the nation, states, counties and places, and the official estimates of housing units for states and counties](#). The population and housing characteristics included above are derived from the American Community Survey.

Notes:

- Detail may not add to totals due to rounding.
- Percentages are based on unrounded numbers.