



Perrysburg village, New York

Population and Housing Narrative Profile: 2005-2009

Data Set: **2005-2009 American Community Survey 5-Year Estimates**

Survey: **American Community Survey**

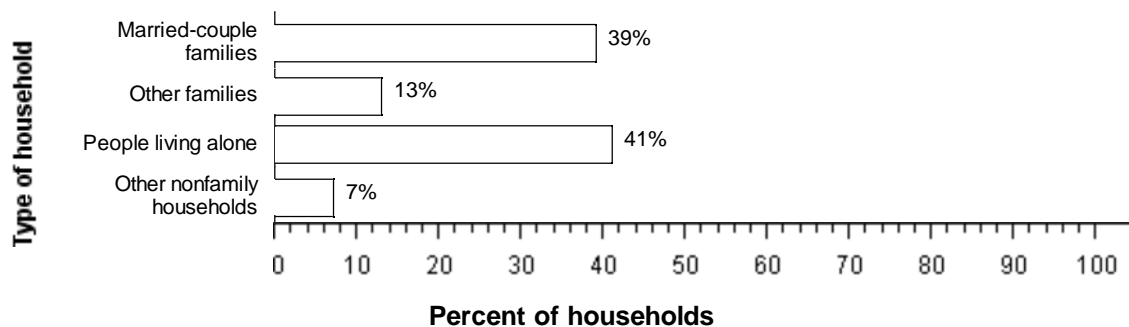
NOTE. Although the American Community Survey (ACS) produces population, demographic and housing unit estimates, it is the Census Bureau's Population Estimates Program that produces and disseminates the [official estimates of the population for the nation, states, counties, cities and towns and estimates of housing units for states and counties.](#)

For more information on confidentiality protection, sampling error, nonsampling error, and definitions, see [Survey Methodology.](#)

HOUSEHOLDS AND FAMILIES: In 2005-2009 there were 160 households in Perrysburg village. The average household size was 2.3 people.

Families made up 53 percent of the households in Perrysburg village. This figure includes both married-couple families (39 percent) and other families (13 percent). Nonfamily households made up 47 percent of all households in Perrysburg village. Most of the nonfamily households were people living alone, but some were composed of people living in households in which no one was related to the householder.

The Types of Households in Perrysburg village, New York in 2005-2009



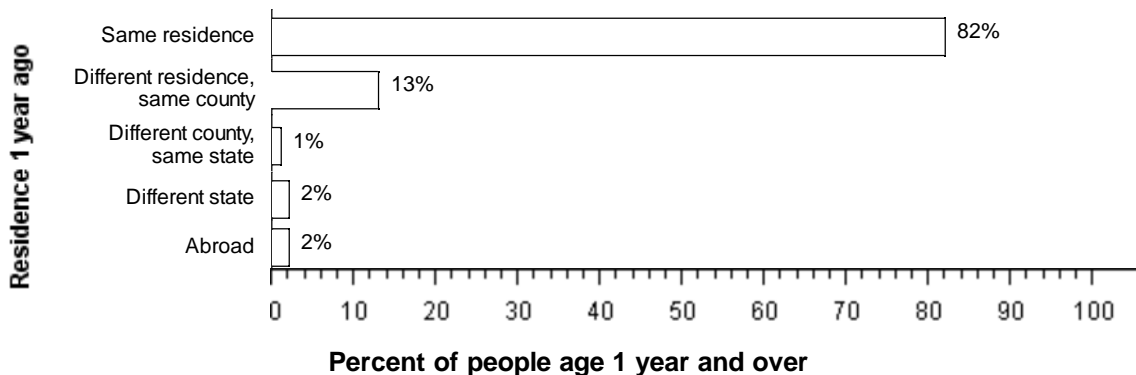
Source: American Community Survey, 2005-2009

NATIVITY AND LANGUAGE: Four percent of the people living in Perrysburg village in 2005-2009 were foreign born. Ninety-six percent was native, including 87 percent who were born in New York.

Among people at least five years old living in Perrysburg village in 2005-2009, 7 percent spoke a language other than English at home. Of those speaking a language other than English at home, less than 0.5 percent spoke Spanish and 100 percent spoke some other language; 17 percent reported that they did not speak English "very well."

GEOGRAPHIC MOBILITY: In 2005-2009, 82 percent of the people at least one year old living in Perrysburg village were living in the same residence one year earlier; 13 percent had moved during the past year from another residence in the same county, 1 percent from another county in the same state, 2 percent from another state, and 2 percent from abroad.

Geographic Mobility of Residents of Perrysburg village, New York in 2005-2009

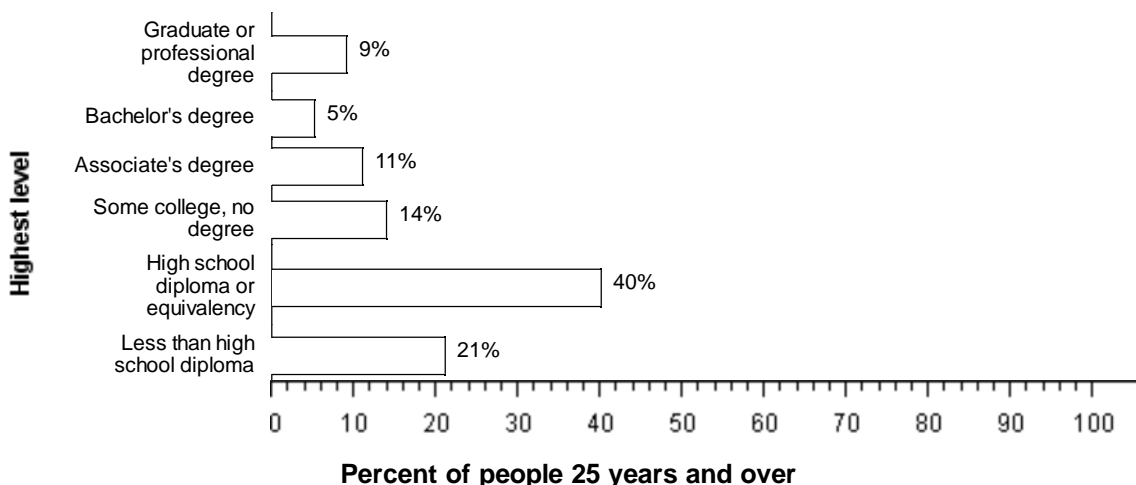


Source: American Community Survey, 2005-2009

EDUCATION: In 2005-2009, 79 percent of people 25 years and over had at least graduated from high school and 14 percent had a bachelor's degree or higher. Twenty-one percent were dropouts; they were not enrolled in school and had not graduated from high school.

The total school enrollment in Perrysburg village was 55 in 2005-2009. Nursery school and kindergarten enrollment was 5 and elementary or high school enrollment was 49 children. College or graduate school enrollment was 1.

The Educational Attainment of People in Perrysburg village, New York in 2005-2009

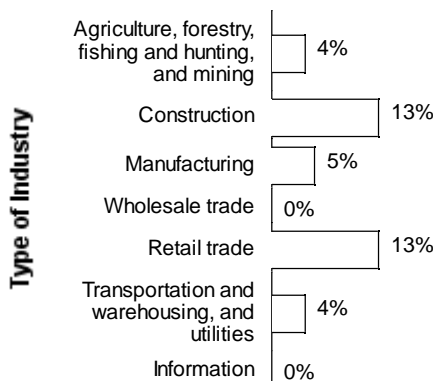


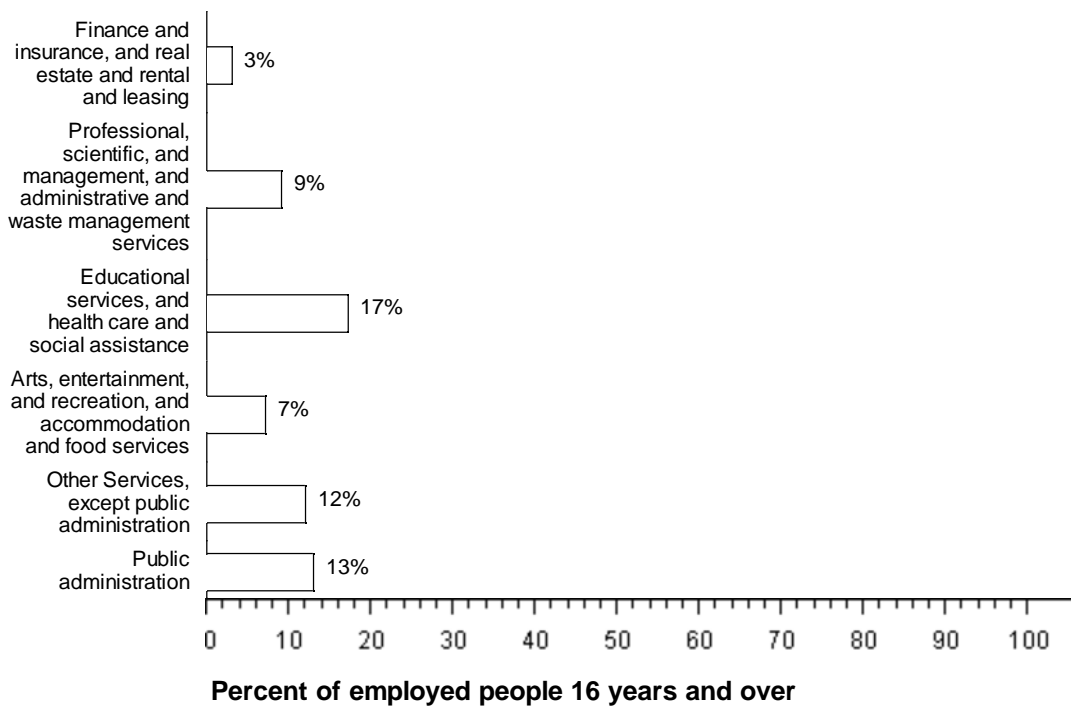
Source: American Community Survey, 2005-2009

DISABILITY: In Perrysburg village, among people at least five years old in 2005-2009, percent reported a disability. The likelihood of having a disability varied by age - from percent of people 5 to 15 years old, to percent of people 16 to 64 years old, and to percent of those 65 and older.

INDUSTRIES: In 2005-2009, for the employed population 16 years and older, the leading industries in Perrysburg village were Educational services, and health care, and social assistance, 17 percent, and Construction, 13 percent.

Employment by Industry in Perrysburg village, New York in 2005-2009





Source: American Community Survey, 2005-2009

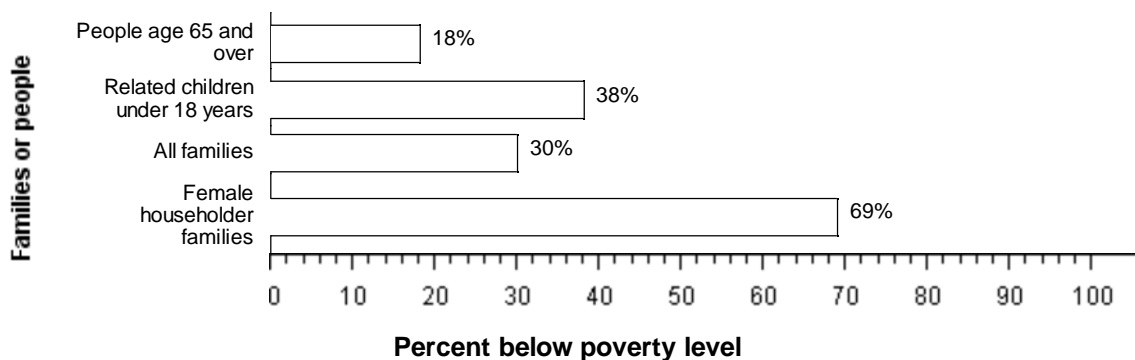
OCCUPATIONS AND TYPE OF EMPLOYER: Among the most common occupations were: Service occupations, 30 percent; Sales and office occupations, 23 percent; Construction, extraction, maintenance, and repair occupations, 20 percent; Management, professional, and related occupations, 17 percent; and Production, transportation, and material moving occupations, 7 percent. Sixty-three percent of the people employed were Private wage and salary workers; 27 percent was Federal, state, or local government workers; and 10 percent was Self-employed in own not incorporated business workers.

TRAVEL TO WORK: Eighty-three percent of Perrysburg village workers drove to work alone in 2005-2009, 11 percent carpooled, less than 0.5 percent took public transportation, and 6 percent used other means. The remaining less than 0.5 percent worked at home. Among those who commuted to work, it took them on average 19 minutes to get to work.

INCOME: The median income of households in Perrysburg village was \$40,000. Seventy percent of the households received earnings and 16 percent received retirement income other than Social Security. Thirty percent of the households received Social Security. The average income from Social Security was \$14,962. These income sources are not mutually exclusive; that is, some households received income from more than one source.

POVERTY AND PARTICIPATION IN GOVERNMENT PROGRAMS: In 2005-2009, 30 percent of people were in poverty. Thirty-eight percent of related children under 18 were below the poverty level, compared with 18 percent of people 65 years old and over. Thirty percent of all families and 69 percent of families with a female householder and no husband present had incomes below the poverty level.

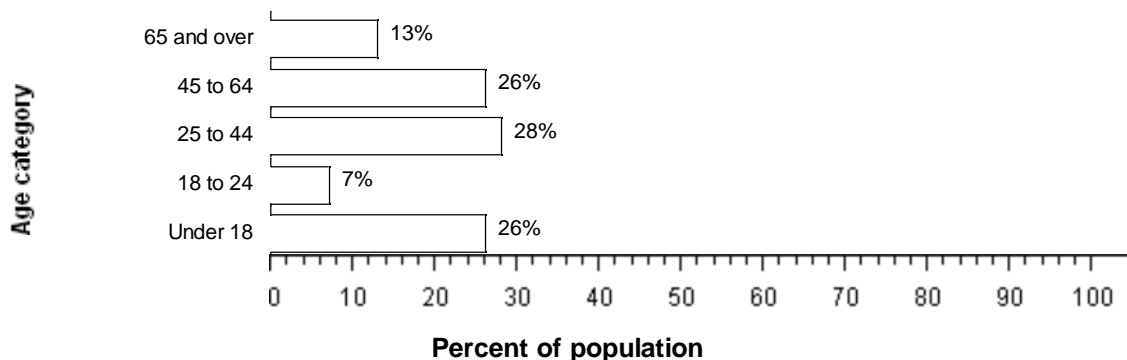
Poverty Rates in Perrysburg village, New York in 2005-2009



Source: American Community Survey, 2005-2009

POPULATION OF Perrysburg village: In 2005-2009, Perrysburg village had a total population of 370 - 170 (47 percent) females and 200 (53 percent) males. The median age was 39.6 years. Twenty-six percent of the population was under 18 years and 13 percent was 65 years and older.

The Age Distribution of People in Perrysburg village, New York in 2005-2009

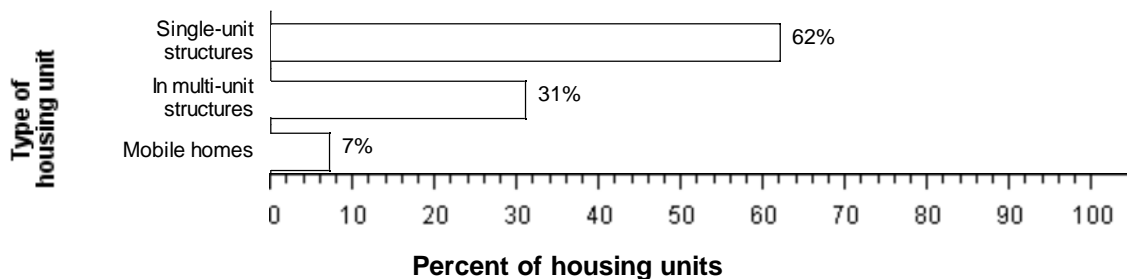


Source: American Community Survey, 2005-2009

For people reporting one race alone, 81 percent was White; less than 0.5 percent was Black or African American; 9 percent was American Indian and Alaska Native; 2 percent was Asian; less than 0.5 percent was Native Hawaiian and Other Pacific Islander, and less than 0.5 percent was Some other race. Eight percent reported Two or more races. One percent of the people in Perrysburg village was Hispanic. Eighty percent of the people in Perrysburg village was White non-Hispanic. People of Hispanic origin may be of any race.

HOUSING CHARACTERISTICS: In 2005-2009, Perrysburg village had a total of 180 housing units, 10 percent of which were vacant. Of the total housing units, 62 percent was in single-unit structures, 31 percent was in multi-unit structures, and 7 percent was mobile homes. Eleven percent of the housing units were built since 1990.

The Types of Housing Units in Perrysburg village, New York in 2005-2009

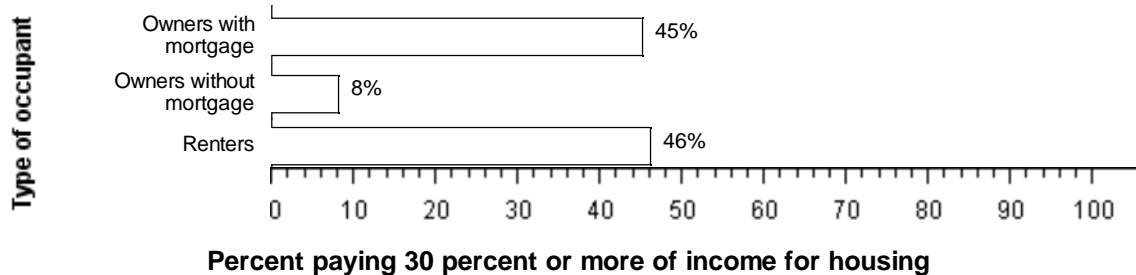


Source: American Community Survey, 2005-2009

OCCUPIED HOUSING UNIT CHARACTERISTICS: In 2005-2009, Perrysburg village had 160 occupied housing units - 99 (63 percent) owner occupied and 59 (37 percent) renter occupied. Four percent of the households did not have telephone service and 8 percent of the households did not have access to a car, truck, or van for private use. Multi Vehicle households were not rare. Forty-six percent had two vehicles and another 5 percent had three or more.

HOUSING COSTS: The median monthly housing costs for mortgaged owners was \$1,054, nonmortgaged owners \$430, and renters \$622. Forty-five percent of owners with mortgages, 8 percent of owners without mortgages, and 46 percent of renters in Perrysburg village spent 30 percent or more of household income on housing.

Occupants with a Housing Cost Burden in Perrysburg village, New York in 2005-2009



Source: American Community Survey, 2005-2009

Source: U.S. Census Bureau, 2005-2009 American Community Survey

The U.S. Census Bureau's Population Estimates Program produces the [official population estimates for the nation, states, counties and places](#), and the [official estimates of housing units for states and counties](#). The population and housing characteristics included above are derived from the American Community Survey.

Notes:

- Detail may not add to totals due to rounding.
- Percentages are based on unrounded numbers.