



## South Valley town, Cattaraugus County, New York

### Population and Housing Narrative Profile: 2005-2009

Data Set: **2005-2009 American Community Survey 5-Year Estimates**

Survey: **American Community Survey**

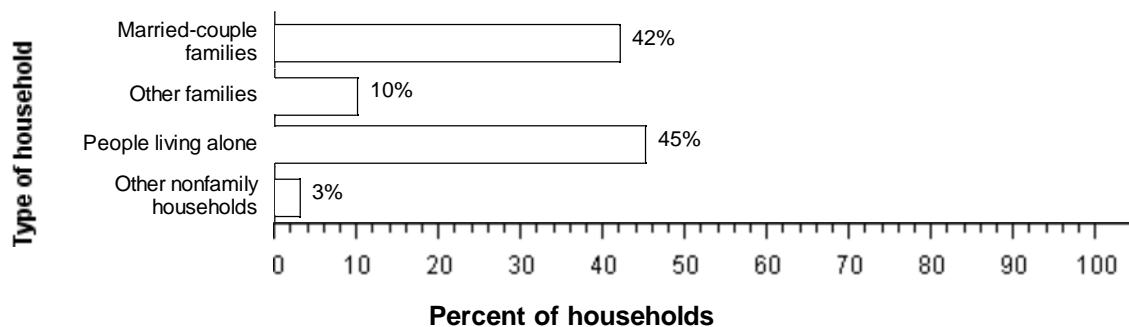
NOTE. Although the American Community Survey (ACS) produces population, demographic and housing unit estimates, it is the Census Bureau's Population Estimates Program that produces and disseminates the [official estimates of the population for the nation, states, counties, cities and towns and estimates of housing units for states and counties.](#)

For more information on confidentiality protection, sampling error, nonsampling error, and definitions, see [Survey Methodology.](#)

**HOUSEHOLDS AND FAMILIES:** In 2005-2009 there were 140 households in South Valley town. The average household size was 1.8 people.

Families made up 51 percent of the households in South Valley town. This figure includes both married-couple families (42 percent) and other families (10 percent). Nonfamily households made up 49 percent of all households in South Valley town. Most of the nonfamily households were people living alone, but some were composed of people living in households in which no one was related to the householder.

#### The Types of Households in South Valley town, Cattaraugus County, New York in 2005-2009



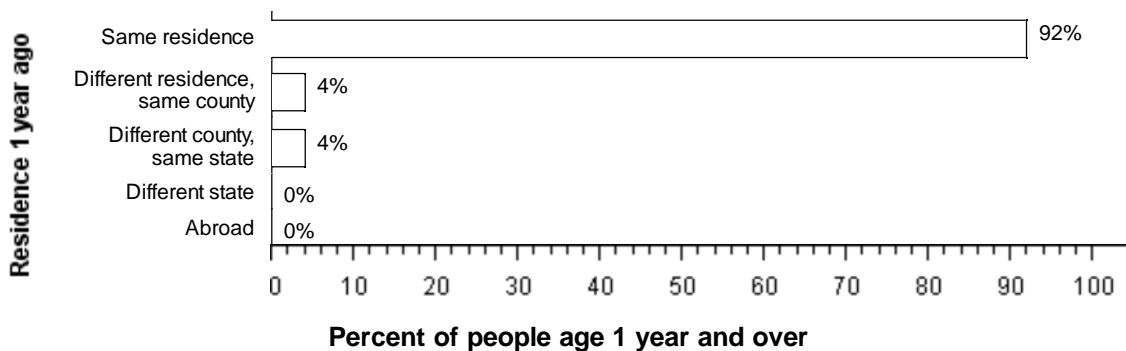
Source: American Community Survey, 2005-2009

**NATIVITY AND LANGUAGE:** Less than 0.5 percent of the people living in South Valley town in 2005-2009 were foreign born. One hundred percent was native, including 83 percent who were born in New York.

Among people at least five years old living in South Valley town in 2005-2009, 2 percent spoke a language other than English at home. Of those speaking a language other than English at home, 50 percent spoke Spanish and 50 percent spoke some other language; 50 percent reported that they did not speak English "very well."

**GEOGRAPHIC MOBILITY:** In 2005-2009, 92 percent of the people at least one year old living in South Valley town were living in the same residence one year earlier; 4 percent had moved during the past year from another residence in the same county, 4 percent from another county in the same state, less than 0.5 percent from another state, and less than 0.5 percent from abroad.

#### Geographic Mobility of Residents of South Valley town, Cattaraugus County, New York in 2005-2009

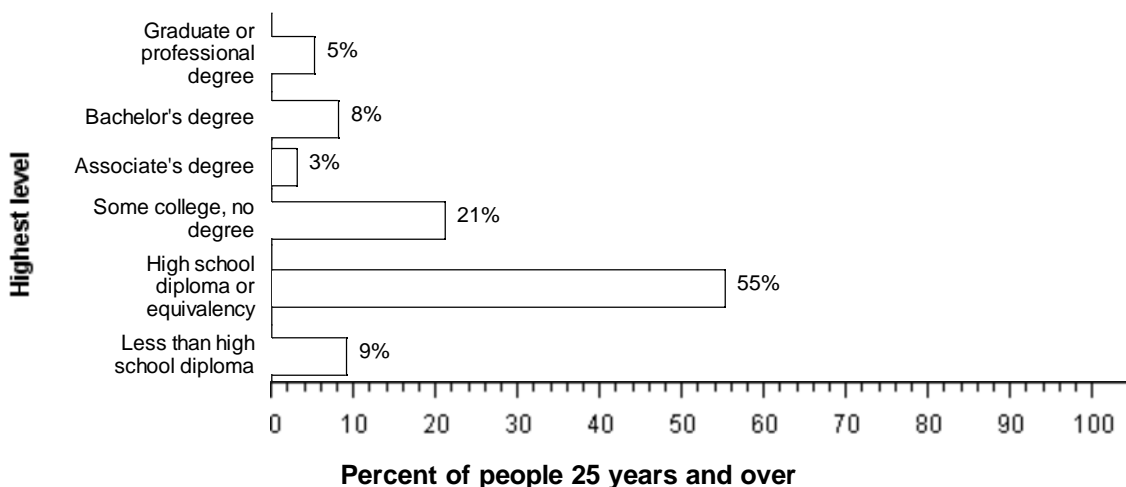


Source: American Community Survey, 2005-2009

**EDUCATION:** In 2005-2009, 91 percent of people 25 years and over had at least graduated from high school and 13 percent had a bachelor's degree or higher. Nine percent were dropouts; they were not enrolled in school and had not graduated from high school.

The total school enrollment in South Valley town was 16 in 2005-2009. Nursery school and kindergarten enrollment was less than 0.5 and elementary or high school enrollment was 14 children. College or graduate school enrollment was 2.

**The Educational Attainment of People in South Valley town, Cattaraugus County, New York in 2005-2009**

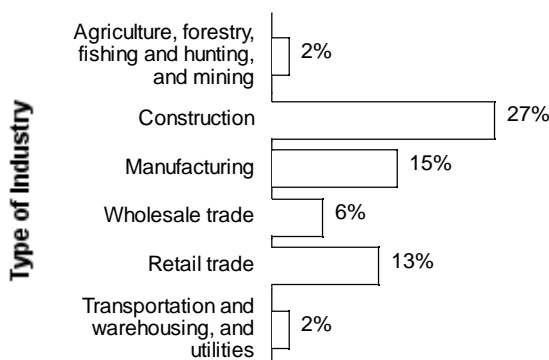


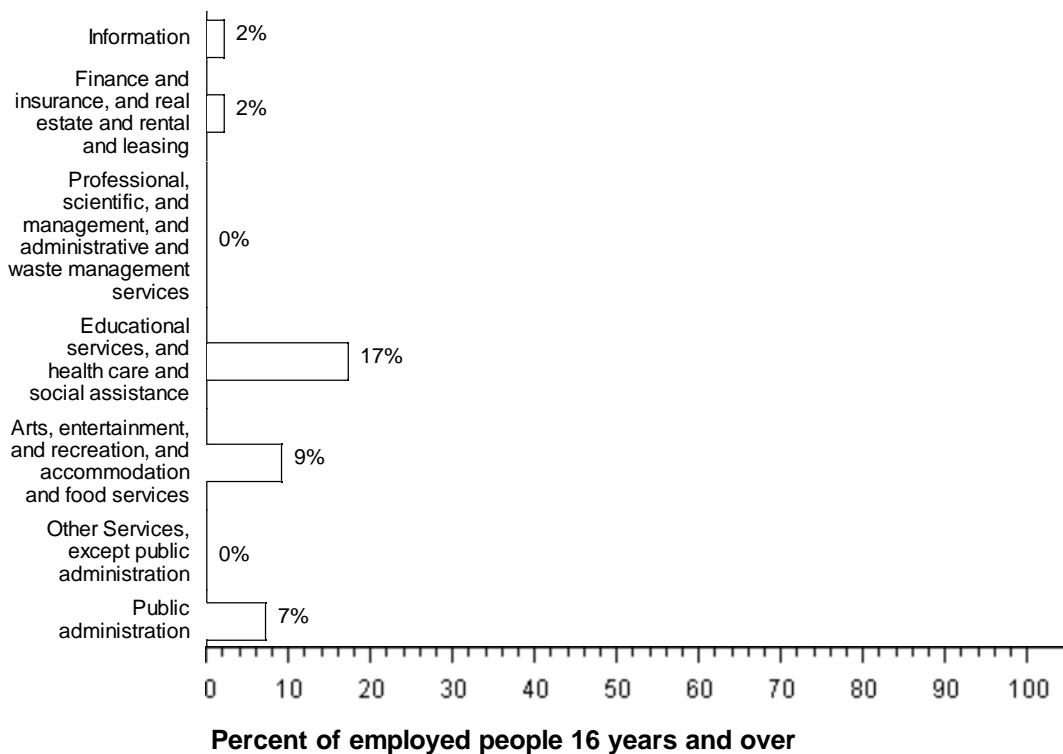
Source: American Community Survey, 2005-2009

**DISABILITY:** In South Valley town, among people at least five years old in 2005-2009, percent reported a disability. The likelihood of having a disability varied by age - from percent of people 5 to 15 years old, to percent of people 16 to 64 years old, and to percent of those 65 and older.

**INDUSTRIES:** In 2005-2009, for the employed population 16 years and older, the leading industries in South Valley town were Construction, 27 percent, and Educational services, and health care, and social assistance, 17 percent.

**Employment by Industry in South Valley town, Cattaraugus County, New York in 2005-2009**





Source: American Community Survey, 2005-2009

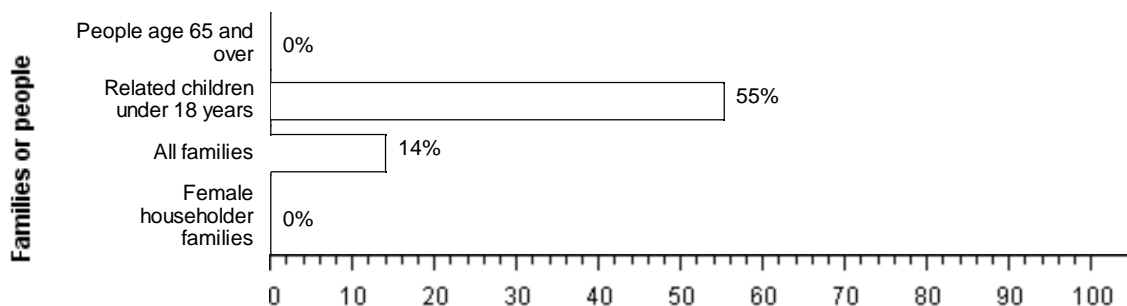
**OCCUPATIONS AND TYPE OF EMPLOYER:** Among the most common occupations were: Management, professional, and related occupations, 29 percent; Construction, extraction, maintenance, and repair occupations, 27 percent; Production, transportation, and material moving occupations, 16 percent; Service occupations, 16 percent; and Sales and office occupations, 12 percent. Sixty-eight percent of the people employed were Private wage and salary workers; 23 percent was Federal, state, or local government workers; and 9 percent was Self-employed in own not incorporated business workers.

**TRAVEL TO WORK:** Eighty-three percent of South Valley town workers drove to work alone in 2005-2009, 5 percent carpoolled, less than 0.5 percent took public transportation, and 2 percent used other means. The remaining 10 percent worked at home. Among those who commuted to work, it took them on average 20.4 minutes to get to work.

**INCOME:** The median income of households in South Valley town was \$35,000. Seventy percent of the households received earnings and 32 percent received retirement income other than Social Security. Thirty-five percent of the households received Social Security. The average income from Social Security was \$14,206. These income sources are not mutually exclusive; that is, some households received income from more than one source.

**POVERTY AND PARTICIPATION IN GOVERNMENT PROGRAMS:** In 2005-2009, 21 percent of people were in poverty. Fifty-five percent of related children under 18 were below the poverty level, compared with less than 0.5 percent of people 65 years old and over. Fourteen percent of all families and less than 0.5 percent of families with a female householder and no husband present had incomes below the poverty level.

**Poverty Rates in South Valley town, Cattaraugus County, New York in 2005-2009**

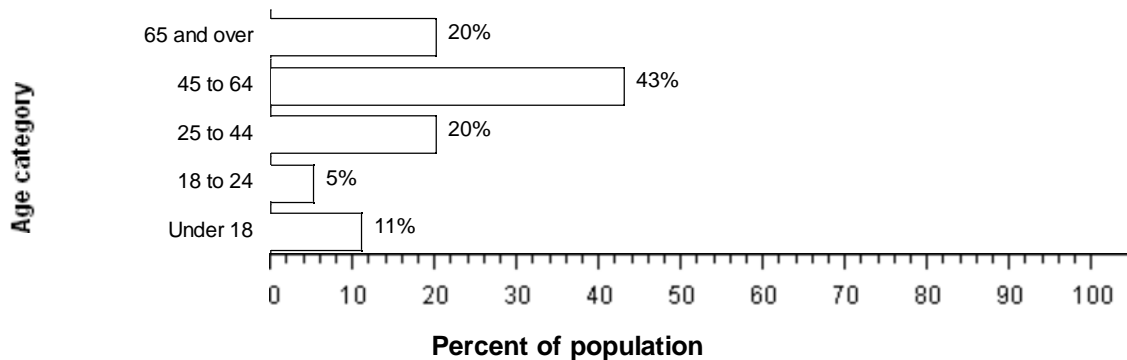


### Percent below poverty level

Source: American Community Survey, 2005-2009

POPULATION OF South Valley town: In 2005-2009, South Valley town had a total population of 260 - 98 (38 percent) females and 160 (62 percent) males. The median age was 53.8 years. Eleven percent of the population was under 18 years and 20 percent was 65 years and older.

### The Age Distribution of People in South Valley town, Cattaraugus County, New York in 2005-2009

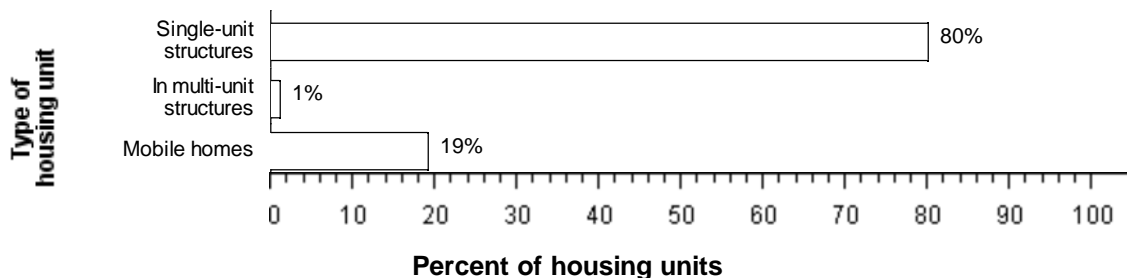


Source: American Community Survey, 2005-2009

For people reporting one race alone, 98 percent was White; less than 0.5 percent was Black or African American; less than 0.5 percent was American Indian and Alaska Native; less than 0.5 percent was Asian; less than 0.5 percent was Native Hawaiian and Other Pacific Islander, and 1 percent was Some other race. One percent reported Two or more races. One percent of the people in South Valley town was Hispanic. Ninety-seven percent of the people in South Valley town was White non-Hispanic. People of Hispanic origin may be of any race.

HOUSING CHARACTERISTICS: In 2005-2009, South Valley town had a total of 300 housing units, 52 percent of which were vacant. Of the total housing units, 80 percent was in single-unit structures, 1 percent was in multi-unit structures, and 19 percent was mobile homes. Thirty-nine percent of the housing units were built since 1990.

### The Types of Housing Units in South Valley town, Cattaraugus County, New York in 2005-2009



Source: American Community Survey, 2005-2009

OCCUPIED HOUSING UNIT CHARACTERISTICS: In 2005-2009, South Valley town had 140 occupied housing units - 120 (84 percent) owner occupied and 23 (16 percent) renter occupied. Less than 0.5 percent of the households did not have telephone service and 1 percent of the households did not have access to a car, truck, or van for private use. Multi Vehicle households were not rare. Forty-seven percent had two vehicles and another 10 percent had three or more.

HOUSING COSTS: Data for this section cannot be displayed because the number of sample cases is too small. Displaying the data would risk disclosing information for individuals.

Source: U.S. Census Bureau, 2005-2009 American Community Survey

The U.S. Census Bureau's Population Estimates Program produces the [official population estimates for the nation, states, counties and places](#), and the [official estimates of housing units for states and counties](#). The population and housing characteristics included above are derived from the American Community Survey.

Notes:

- Detail may not add to totals due to rounding.
- Percentages are based on unrounded numbers.